

## **Notification – Orchard Hills**

3 February 2021

**Sydney Metro is Australia’s biggest public transport project.**

Sydney Metro – Western Sydney Airport is the new metro railway line which will service Greater Western Sydney and the new Western Sydney International (Nancy-Bird Walton) Airport.

Stations will be delivered at the new airport and airport business park, the Western Sydney Aerotropolis, Luddenham, Orchard Hills and St Marys – here customers can connect to the existing Sydney Trains suburban T1 Western Line. The NSW and Australian governments have a shared objective of having Sydney Metro –Western Sydney Airport operational when the airport opens for passenger services.

World-class metro rail means better access to more places, faster travel times, less congestion on roads and a reduced reliance on cars. Metro services now connect the city’s North West between Rouse Hill and Chatswood and will be extended into the Sydney CBD and beyond to Bankstown in 2024.

### **Geotechnical investigations – Lansdowne Road, Orchard Hills**

Geotechnical investigations will take place on Lansdowne Road, Orchard Hills to assist with early planning and design work for Sydney Metro – Western Sydney Airport.

These investigations will help determine underlying ground and groundwater conditions to assist with early planning and design work for the Sydney Metro – Western Sydney Airport project.

The work will take place from 10 February 2021 and is expected to take up to three weeks to complete, weather and site conditions permitting.

Please see map overleaf for the location of the work.

#### **Work will involve:**

- Establishing two temporary investigation sites
- A mobile rig to drill boreholes to below ground level
- Vacuum excavation truck to remove spoil from site
- An increase in light vehicle movements
- Following the investigations, technicians will carry out periodic groundwater monitoring.

#### **What to expect:**

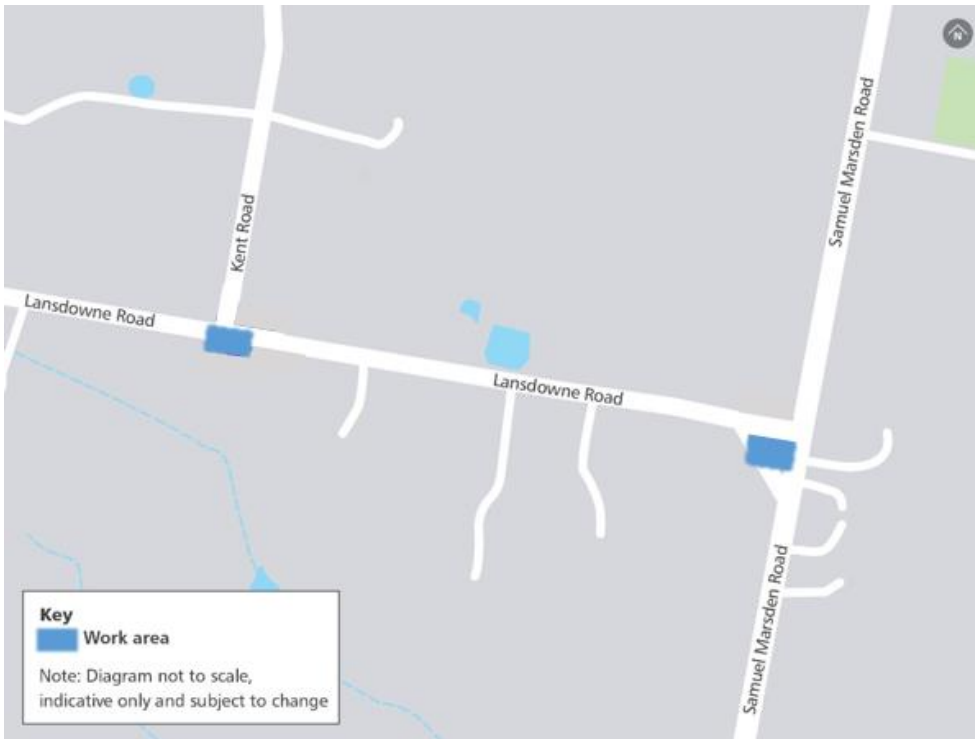
- Pedestrians are advised to take care around the work sites.
- Access to driveways and private properties will not be affected.
- The ground surface will be reinstated at completion of the work.
- If work is required outside these hours, notification will be provided in advance





Sydney Metro will make every effort possible to reduce the impacts of the work with work taking place during standard construction hours, which are **Monday to Friday 7am-6pm and Saturday 8am-1pm**. Noisy work and equipment deliveries will be scheduled during daytime hours (where possible).

Thank you for your cooperation while we complete this essential work.

If you require further information, please contact Sydney Metro – Western Sydney Airport on 1800 717 703 or email [sydneymetrowsa@transport.nsw.gov.au](mailto:sydneymetrowsa@transport.nsw.gov.au)

### Lansdowne Road work area



-  **1800 717 703** Community information line open 24 hours
-  **[sydneymetrowsa@transport.nsw.gov.au](mailto:sydneymetrowsa@transport.nsw.gov.au)**
-  Sydney Metro – Western Sydney Airport, PO Box K659, Haymarket NSW 1240
-  If you need an interpreter, contact TIS National on **131 450** and ask them to call **1800 171 386**