

## **Notification – St Marys**

31 August 2020

### **Sydney Metro is Australia's biggest public transport project**

Sydney Metro – Western Sydney Airport is the new metro railway line which will service Greater Western Sydney and the new Western Sydney International (Nancy-Bird Walton) Airport.

The new railway will service the new airport and airport business park, the Western Sydney Aerotropolis, Luddenham, Orchard Hills and St Marys – here customers can connect to the existing Sydney Trains suburban T1 Western Line. The NSW and Australian governments have a shared objective of having Sydney Metro - Western Sydney Airport operational when the airport opens for passenger services.

World-class metro rail means better access to more places, faster travel times, less congestion on roads and a reduced reliance on cars. Metro services now connect the city's North West between Rouse Hill and Chatswood and will be extended into the Sydney CBD and beyond to Bankstown in 2024. Construction on Sydney Metro West will start later this year – this project will connect Greater Parramatta with the Sydney CBD, linking communities to rail services along the way.

### **Geotechnical investigations – St Marys Station, St Marys**

Geotechnical investigations will take place near the lift at St Marys Station at the corner of Station Street and Queen Street to assist with early planning and design work for the Sydney Metro – Western Sydney Airport project.

These investigations will help determine underlying ground and groundwater conditions.

The work will take place from **Monday, 7 September 2020** on the northern side of Station Street (see map overleaf). Work is expected to take up to two weeks to complete, weather and site conditions permitting.

#### **Work will involve**

- Establishing a temporary investigation site
- A mobile rig to drill a borehole to below ground level
- Vacuum excavation truck to remove spoil from site
- An increase in light vehicle movements
- Following the investigations, technicians will carry out periodic groundwater monitoring.

#### **What to expect**

Access to the lift at St Marys Station will be maintained. Pedestrian access will not be interrupted however pedestrians are advised to take care around the work site.

Access to the bike lockers off Station Street at St Marys Station will not be impacted during this work.

The ground surface will be reinstated at completion of the work.

The noise impact from these activities is expected to be minimal with most geotechnical work taking place during standard construction hours, which are **Monday to Friday 7am-6pm and Saturday 8am-1pm**.

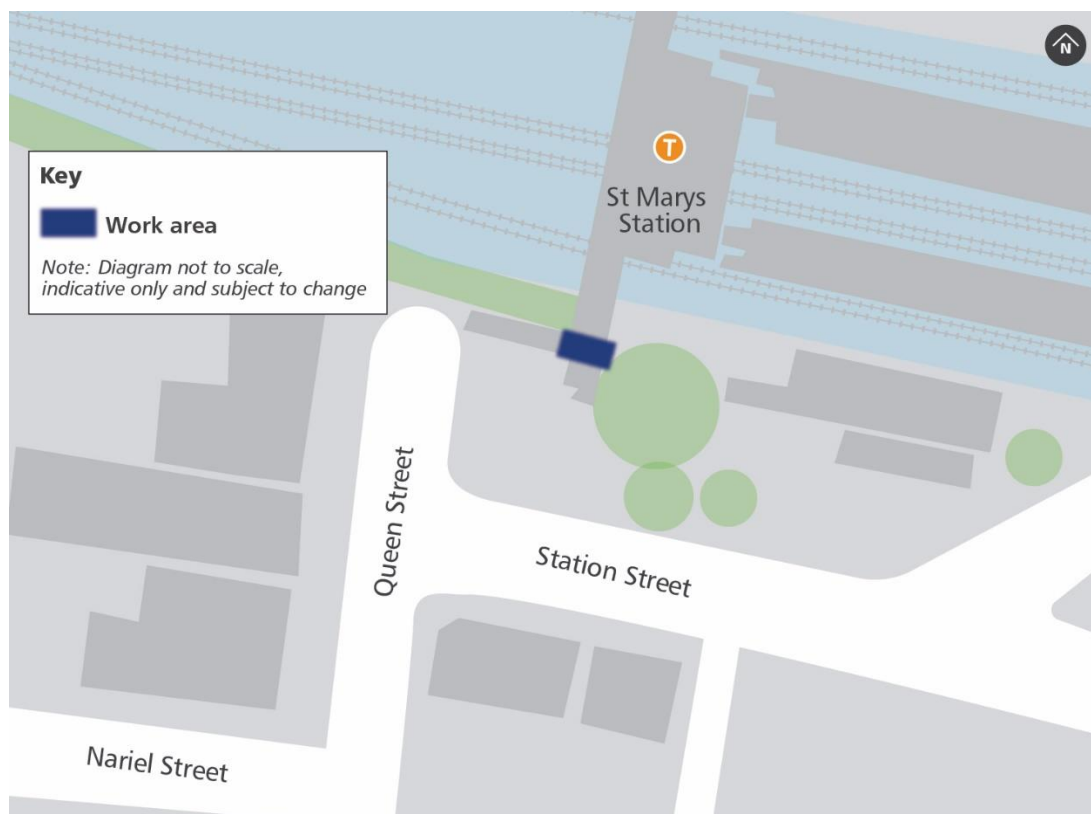
If work is required outside these hours, notification will be provided in advance.





Sydney Metro will continue to undertake work across its projects in accordance with current Government advice, and will continue to implement physical distancing and travel and hygiene measures to protect employees and members of the community.

**Thank you for your cooperation while we complete this essential work.**

If you require further information, please contact Sydney Metro – Western Sydney Airport on 1800 717 703 or email [sydneymetrowsa@transport.nsw.gov.au](mailto:sydneymetrowsa@transport.nsw.gov.au)

## Work area – St Marys Station, St Marys



-  **1800 717 703** Community information line open 24 hours
-  **[sydneymetrowsa@transport.nsw.gov.au](mailto:sydneymetrowsa@transport.nsw.gov.au)**
-  Sydney Metro – Western Sydney Airport, PO Box K659, Haymarket NSW 1240
-  If you need an interpreter, contact TIS National on **131 450** and ask them to call **1800 171 386**