

Notification – Bringelly

13 September 2021

Sydney Metro is Australia's biggest public transport project.

Sydney Metro – Western Sydney Airport is the new metro railway line which will service Greater Western Sydney and the new Western Sydney International (Nancy-Bird Walton) Airport.

The railway will service the new airport and airport business park, the Western Sydney Aerotropolis, Luddenham, Orchard Hills and St Marys – here customers can connect to the existing Sydney Trains suburban T1 Western Line. The NSW and Australian governments have a shared objective of having Sydney Metro – Western Sydney Airport operational when the airport opens for passenger services.

The safety of the community and our workforce is our top priority. All work will be undertaken in line with Public Health Orders, using a range of COVID-safe measures and plans. We will continue to keep the community updated about any further changes to Sydney Metro construction activities.

Geotechnical investigations: Medich Place and Kelvin Park Drive, Bringelly

Geotechnical investigations will be carried out to determine the underlying ground conditions around the Sydney Metro – Western Sydney Airport project.

Work is expected to start from **Monday 20 September 2021 and will continue for up to three weeks**, weather and site conditions permitting and pending NSW Health Advice.

Work will be completed during the standard construction hours of Monday to Friday 7am to 6pm and Saturday and Sunday 7am to 6pm. Residents will be notified in advance of any out-of-hours work.

Please see map overleaf of the work location.

Work will include:

- Establishing temporary geotechnical investigation sites
- A mobile rig drilling boreholes below ground level
- Removing spoil from the work area using a vacuum excavation truck
- Reinstating work areas at completion of the work.

What to expect:

- Work will generate some noise and our team will minimise impacts where possible
- Access to driveways and buildings will be maintained at all times
- An increase of light vehicles near the work sites
- Minor traffic disruptions with traffic control in place
- Parking may be temporarily restricted in some locations.

Equipment used:

Equipment for this work may include but is not limited to: drill rigs, vacuum trucks, support and light vehicles, and temporary fencing.

Changes to traffic and pedestrian and cyclist routes:

During the work, traffic control will be in place to assist motorists, pedestrians and cyclists with any changes to traffic conditions. This may include contraflow traffic flow, stop-slow traffic controls, or partial road closures. The times of these changes will vary and are dependent on road authority approvals.







Contact us:

Your local Place Manager for Sydney Metro – Western Sydney Airport is Sahar Syed. Sahar will be your main contact for questions and enquiries regarding the project and can be contacted on **1800 717 703**.

If you'd like to receive these updates by email, please contact Sahar who can add you to the distribution list. Our email is: sydneymetrowsa@transport.nsw.gov.au

Thank you for your cooperation while we complete these essential works.

-  **1800 717 703** Community information line open 24 hours
-  sydneymetrowsa@transport.nsw.gov.au
-  Sydney Metro – Western Sydney Airport, PO Box K659, Haymarket NSW 1240
-  If you need an interpreter, contact TIS National on **131 450** and ask them to call **1800 717 703**