

## Notification – Wiley Park

July 2023

**The T3 Bankstown Line between Sydenham and Bankstown will be closed from Thursday 6 July to Sunday 16 July 2023 for metro upgrade work.**

Opal enabled rail replacement bus services will be available during this time. You can plan your trip at [transport.nsw.info](https://transport.nsw.info) and on real time apps from late June. Kerbside changes will also be in place around affected train stations for temporary bus zones. Please check signage before parking your car.

You may also notice an increase in plant and materials being removed from our sites as station contractors complete their scope along the alignment.

### Sydney Metro is Australia's biggest public transport project.

By 2030, Sydney will have a network of four metro lines, 46 stations and 113km of new metro rail.

Sydney Metro is revolutionising how Australia's biggest city travels, connecting Sydney's north west, south west and greater west to fast, reliable turn-up-and-go metro services with fully accessible stations.

Passenger services from Chatswood to Sydenham will commence in 2024.

### Lifts now operating at Wiley Park Station

Two new lifts connecting the concourse and platforms at Wiley Park Station are now open for customer use. The new lifts are the first to be completed on the T3 Bankstown Line as part of Sydney Metro upgrade work.

| Location                             | Details of work during the shutdown - from Thursday 6 July to Sunday 16 July  |
|--------------------------------------|---|
| Wiley Park (along the rail corridor) | <ul style="list-style-type: none"> <li>• Installation of new underground services around station and along the rail corridor, including excavation, rock breaking and trenching work</li> <li>• Delivery of plant and materials including preparatory activities for upcoming out-of-hours work</li> <li>• High voltage cabling in the rail corridor</li> <li>• Fit and strap covers to galvanised steel troughing along rail corridor</li> <li>• Ongoing anti-climb fencing installation and associated activities</li> <li>• Fit out of station equipment rooms and buildings</li> <li>• Trackside equipment work and cabling activities</li> </ul> |
| Wiley Park Station                   | <ul style="list-style-type: none"> <li>• Defect rectification</li> <li>• Rectification of tactiles</li> <li>• Installation of brackets on the station platform</li> <li>• Voltage Limiting Device (VLD) delivery and VLD negative cabling work</li> <li>• Fit out of station equipment rooms and buildings</li> <li>• Trackside equipment work and cabling activities</li> </ul>  |

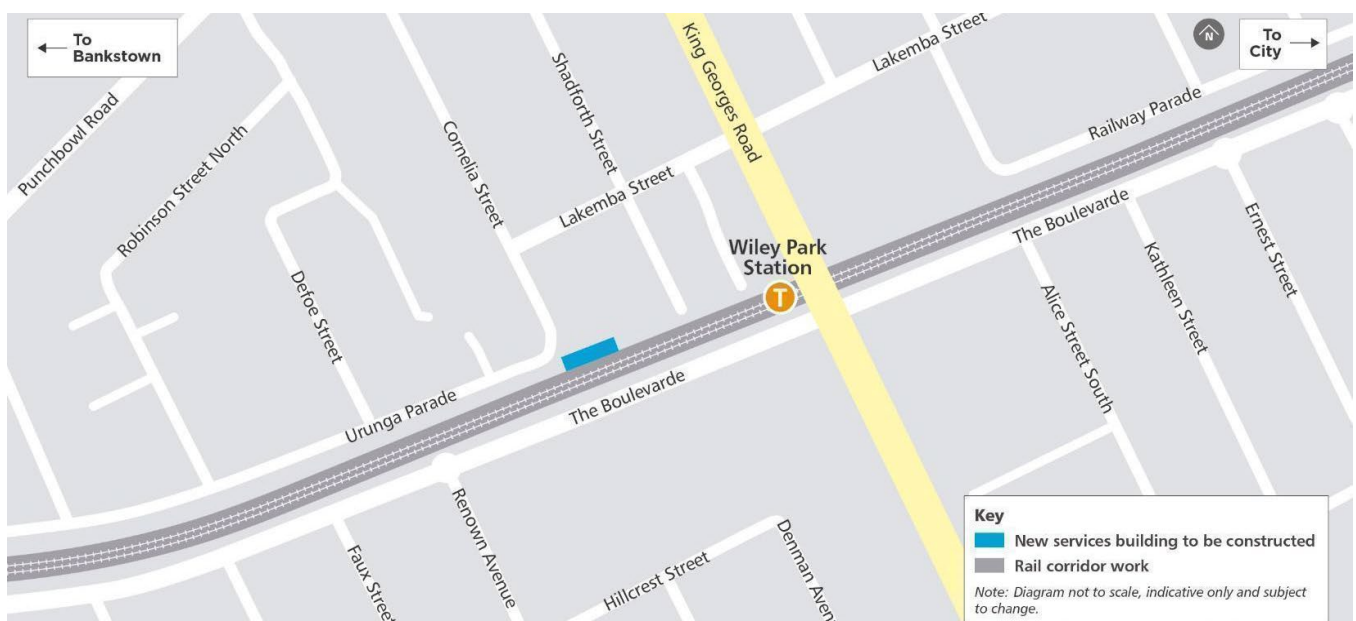
### Planned work during the remainder of July

Before and after the shutdown, work will continue during standard construction hours, Monday to Friday 7am to 6pm and Saturday 8am to 6pm. Due to the nature of some activities and for the safety of workers, some work will also be completed outside of standard hours, including at night. Planned out-of-hours work following the shutdown are detailed in the table over the page.

| Date / time   | Details of work outside of planned rail shutdown  |
|---|---|
| <b>Standard construction hours</b>  | <ul style="list-style-type: none"> <li>Defect rectification work</li> <li>Metro services building testing &amp; commissioning</li> <li>Various site investigations and surveys including but not limited to non-destructive digging, soil assessments, geotechnical investigations and surveys for drainage, utilities, and fencing.</li> <li>De-vegetation and tree clearing throughout the rail corridor where required</li> <li>Delivery of plant and materials including preparatory activities for upcoming out-of-hours work</li> <li>Securing galvanised steel troughing lids</li> <li>Testing and jointing cables within the rail corridor</li> <li>Ongoing termination work at Metro services building</li> <li>Local cabling for padmount</li> <li>Fit out of station equipment rooms and buildings</li> <li>Trackside equipment work and cabling activities</li> </ul> |
| <b>Mid-week between 6pm and 7am outside of the July shutdown (for no more than 3 nights per week)</b> | <ul style="list-style-type: none"> <li>Various site investigations and surveys including but not limited to non-destructive digging, soil assessments, geotechnical investigations, de-vegetation and surveys for drainage, utilities, and fencing</li> <li>Delivery of plant and materials including preparatory activities for upcoming out-of-hours work</li> </ul>  |

Equipment used for all the above work will include heavy machinery (including but not limited to excavators, jack hammers, vacuum trucks, slashers, motorised saws, concrete trucks, elevated work platforms, concrete pumps, cranes, cable pulling equipment, road sweeper, compactors, lighting towers, forklifts, chainsaws, and water carts), and hand and power tools.





Access to buildings and driveways will be maintained at all times. Some of this work may be noisy, however we will take every possible step to minimise noise such as switching off equipment when not in use and using non-tonal reversing beepers.



### Keeping you informed

You can contact us on **1800 171 386** (24 hour community information line). If you have questions about the **substations** please ask for **Grace/Alana** or email [LinewideMetro@transport.nsw.gov.au](mailto:LinewideMetro@transport.nsw.gov.au). For all other work please ask for **Julie** or email [SouthwestMetro@transport.nsw.gov.au](mailto:SouthwestMetro@transport.nsw.gov.au).

**Thank you for your cooperation while we complete this essential work.**

-  **1800 171 386** Community information line open 24 hours
-  **[southwestmetro@transport.nsw.gov.au](mailto:southwestmetro@transport.nsw.gov.au)**
-  Sydney Metro City & Southwest, PO Box K659, Haymarket NSW 1240
-  If you need an interpreter, contact TIS National on **131 450** and ask them to call **1800 171 386**