

Project update

October 2022

Sydney Metro is Australia’s biggest public transport project.

Services started in May 2019 in the city’s North West with a train every four minutes in the peak. Metro rail will be extended into the CBD and beyond to Bankstown, with new CBD metro railway stations at Martin Place, Pitt Street and Barangaroo and new metro platforms at Central. By 2030, Sydney will have a network of four metro lines, 46 stations, and 113km of new metro rail.

The new Waterloo integrated station development includes construction of the new Waterloo metro station by John Holland, while a joint venture between John Holland and Mirvac will deliver the Waterloo Metro Quarter, including buildings above and next to the station.

Systems Connect (an unincorporated joint venture between CPB Contractors and UGL Limited) is delivering line-wide work including installing metro rail track, power systems and infrastructure to turn the excavated tunnels into a working railway between Chatswood and Sydenham. Line-wide work also includes the permanent systems, services and buildings required for Sydney Metro operations between Chatswood and Bankstown.

Upcoming work in October around Waterloo Station

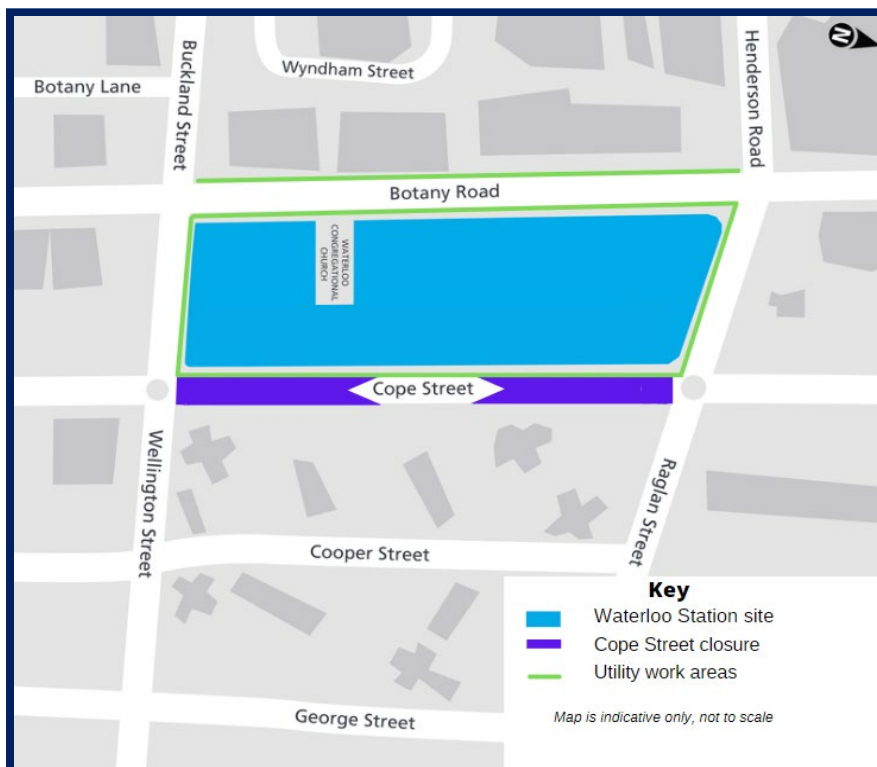
Construction activity at Waterloo Station is taking place 24 hours a day, seven days a week, including fit-out work within the tunnels. An indicative work schedule for October is listed in the table below.





Standard construction hours are Monday to Friday, 7am to 6pm and Saturday 8am to 6pm	
Waterloo Station site	<ul style="list-style-type: none"> • Vehicle movements of plant, equipment and materials, including concrete truck deliveries. • Excavation, waterproofing, formwork, steel and reinforcement installation, welding, concrete pouring, blockwork, removal of the capping beam, saw cutting, wire sawing, hammering, stripping activities, installation of internal architectural cladding, stressing of Level 2 concrete, paving, cables and acoustic screens. • Delivery and installation of construction elements. • Crane lifts of equipment and materials around the site.
Wellington, Buckland, Cope and Raglan streets and Botany Road	<ul style="list-style-type: none"> • Utility work on Cope, Raglan and Wellington streets and Botany Road. • These activities will include traffic control, pedestrian diversions, potholing, road sawing, trenching, excavation, stump grinding and removal, localised outages, pipe and conduit installation, cable installation, earthing work, removal of redundant services and reinstatement of the area. • Concrete pouring and crane lifts from within the Cope Street work area.

Work taking place outside standard construction hours

<p>Waterloo Station site</p>	<ul style="list-style-type: none"> • Concrete deliveries, pours and finishing work. • Deliveries (including loading and unloading) of plant, equipment and machinery. • Steel fixing, formwork, waterproofing, blockwork, scaffolding, wire sawing, welding, coreholing, removal of the capping beam, structural steel installation and station fit-out, services installation, stripping activities, installation of internal architectural cladding, stressing of Level 2 concrete and acoustic screens. • Crane lifts of equipment and materials will take place around the site. • Precast elements will be delivered to either Botany Road, Cope or Wellington streets, then lifted from the vehicle into the station box.
<p>Wellington, Cope, Buckland and Raglan streets, Botany and Henderson roads</p>	<ul style="list-style-type: none"> • Utility work on Cope, Raglan, Buckland and Wellington streets and Botany and Henderson roads. • These activities will include traffic control, pedestrian diversions, potholing, road sawing, trenching, excavation, tree trimming and removal, conduit and cable installation, concrete pouring, removal and installation of light footings and reinstatement of the area. • To complete some utility work, power or water outages may be required. These will be carried out at the direction of the utility owner and any impacted residents will be notified. • Traffic changes around the site, including partial road closures. • Delivering and removing equipment, machinery and materials • Vehicle movements of plant, equipment and materials, including oversized deliveries. • Use of site cranes within site and Cope Street. • Concrete deliveries and pouring.

Map of Waterloo Station work activities



-  **1800 171 386** Community information line open 24 hours
-  **waterloometro@transport.nsw.gov.au**
-  Sydney Metro City & Southwest, PO Box K659, Haymarket NSW 1240
-  If you need an interpreter, contact TIS National on **131 450** and ask them to call **1800 171 386**

What to expect

- Equipment used will include, but is not limited to, hand-held and electric tools, welders, power drills, excavators, front-end loaders, compaction equipment, elevated work platforms, hydraulic jack, concrete trucks, skid-steer loaders, concrete mixers and pumps, bobcats, cranes, light and heavy vehicles, pavement cutters, vacuum trucks and asphalt compactors. A mechanical hoist and fans operate inside the station box.
- Due to the nature of the work, nearby residents may be able to hear noise and feel vibration from some of the work. The project team will limit these impacts wherever possible. A range of mitigation measures are in place to meet the project's approval conditions and reduce noise, including turning off equipment when not in use and, where possible, equipping machinery with non-tonal movement alarms and using acoustic sheeting. Respite from high impact work such as hammering is also provided. This includes three hours of work, followed by one hour respite.
- Temporary traffic changes will be in place for the safety of workers and the community during this work, including reduced speed limits, footpath, removal of parking and lane closures. The Cope Street closure (between Raglan and Wellington streets) has been extended until the end of the year.
- Where utility work is required near trees, tree trimming will be carried out and tree protection measures will be implemented.
- Updates about out-of-hours work will be distributed via email rather than letterbox drop. To ensure you receive these updates, sign up to our email distribution list.

Systems Connect and MTR Australia work at Waterloo Station





Systems Connect will be accessing the tunnels through the Waterloo Station site to undertake tunnel fit-out activities 24 hours, seven days a week, including out-of-hours cable pulling works which may require cable drums being temporarily delivered and located on local roads. Systems Connect will also be installing station room equipment at station track level (25 metres below ground level) and receiving deliveries.

MTR Australia is delivering the installation of platform screen doors at Waterloo Station and the communications and signalling systems across the City & Southwest project. In October, installation of cables, communications and signalling equipment will continue as well as testing and commissioning of platform screen doors.

Contact us

If you have any questions about the Waterloo integrated station development or Waterloo Metro Quarter, please contact Leanna Fuller on **1800 171 386** or email waterloometro@transport.nsw.gov.au.

For questions about the tunnel fit-out work by Systems Connect please contact Bella Shamal on **1800 171 386** or email linewidemetro@transport.nsw.gov.au

-  **1800 171 386** Community information line open 24 hours
-  [**waterloometro@transport.nsw.gov.au**](mailto:waterloometro@transport.nsw.gov.au)
-  Sydney Metro City & Southwest, PO Box K659, Haymarket NSW 1240
-  If you need an interpreter, contact TIS National on **131 450** and ask them to call **1800 171 386**