

## Project update – Power supply cable installation

October 2021

Sydney Metro is Australia’s biggest public transport project.

Services started in May 2019 in the city’s north west with a train every four minutes in the peak. Metro rail will be extended into the CBD and beyond to Bankstown in 2024. There will be new CBD metro railway stations underground at Martin Place, Pitt Street and Barangaroo and new metro platforms at Central Station.

In 2024, Sydney will have 31 metro railway stations and a 66 km standalone metro railway system – the biggest urban rail project in Australian history. There will be ultimate capacity for a metro train every two minutes in each direction under the Sydney city centre.

Systems Connect (an unincorporated joint venture between CPB Contractors and UGL Limited) is delivering the Line-wide work including installing metro rail track, power systems, communications and infrastructure to turn the excavated tunnels into a working railway between Chatswood and Sydenham. Line-wide work also includes the permanent systems, services and buildings required for Sydney Metro operations between Chatswood and Bankstown.

### Power supply cable installation

Systems Connect is installing a new underground power cable from the Ausgrid substation in Hughes Park to Campsie Station. The cable will be connected to the new traction power substation at Campsie. A site compound is installed at Hughes Park near the Ausgrid facility, this will remain in place until the work is completed in early 2022.

#### Day work

Project standard working hours are Monday to Friday, 7am - 6pm and Saturday 8am - 6pm.

Location	Detail
Hughes Park/Pat O’Conner Reserve	<p>Work activities will include:</p> <ul style="list-style-type: none"> <li>• Deliveries to the Hughes Park site compound. The site compound will be used predominantly during the day, with occasional night access.</li> <li>• Some tree removal, trimming and mulching</li> <li>• Temporary traffic changes, including temporary diversion of pedestrians within Pat O’Conner Reserve and Hughes Park and heavy vehicles/ plant movements in the parks</li> <li>• Setting up safe work areas with barriers and fencing around the sites</li> <li>• Installing a new bridge across the stormwater channel that will contain power cables leading into the Ausgrid substation, this bridge will not be accessible to the community</li> <li>• Piling, concreting and installation of bridge structures</li> <li>• Establishing a haul road, excavating a trench and removing spoil, installing conduits in the trench, backfilling the trench, conduit testing and park restoration</li> </ul>

Equipment used for all of the above work will include road saws, vacuum suction trucks, spoil trucks, excavators, mobile cranes, elevated work platforms, water carts, compactors, concrete trucks, boom pumps and pumps, drilling rigs, cable pulling, equipment, lighting towers, generators, dump trucks, large trucks and light vehicles, wood chippers, chainsaws and various powered hand tools.

Some work may be noisy, every step will be taken to minimise noise such as switching off equipment when not in use, using noise barriers wherever possible, and non-tonal reversing beepers. Where lights are required, they will be directed away from residences. The site compound will be used predominantly during the day, with occasional night access. We will liaise with directly impacted residents as work progresses.

Temporary changes during the work may include potential delays or changes to property access as work progresses, traffic detours in some locations, lane or footpath closures, and temporary loss of street parking. During these changes, signage and detours will be in place to direct motorists and pedestrians. We will liaise with directly impacted residents as work progresses.





## Pedestrian changes

A section of Pat O'Conner Reserve near the cable bridge will again be closed off during the work, for the safety of pedestrians. Traffic controllers and signs will be available to help direct pedestrians to alternative routes. A map of the area and diversion is included below. The park will reopen outside standard working hours.

## Keeping you informed

Sydney Metro is continuing to undertake work across its projects in accordance with current Government advice, and is implementing physical distancing and travel and hygiene measures to protect employees and members of the community. As an alternative to face-to-face activities, we encourage you to provide a contact email or phone number so we can add you to our distribution list for updates on this work. To be included on our list or if you have any questions about the power cable work, please contact **1800 171 386** or email [linewidemetro@transport.nsw.gov.au](mailto:linewidemetro@transport.nsw.gov.au)



-  **1800 171 386** Community information line open 24 hours
-  [\*\*linewidemetro@transport.nsw.gov.au\*\*](mailto:linewidemetro@transport.nsw.gov.au)
-  Sydney Metro City & Southwest, PO Box K659, Haymarket NSW 1240
-  If you need an interpreter, contact TIS National on **131 450** and ask them to call **1800 171 386**