



Lifting one of the pre-cast roof beams into place

Installing the new station roof

JHCPBG's Barangaroo team reached another project milestone in June when they completed the installation of 105 roof beams to form the roof of the future station. The two large red tower cranes used to install the roof beams have now been removed from site. Concrete pours to complete the roof are underway. These pours will use approximately 10,000 cubic metres of concrete. This is equivalent to filling four Olympic swimming pools or Sydney Aquarium's tanks five times over. Each pour can take up to 12 hours to complete.



Workers guide a roof beam into place using the customised sliding system

Sydney Metro is Australia's biggest public transport project. It will transform Sydney, delivering more trains and faster services for customers across the network.

Sydney Metro City & Southwest extends the new metro network from the end of Sydney Metro Northwest at Chatswood, under Sydney Harbour, through the CBD, and west to Bankstown.

John Holland CPB Ghella (JHCPBG) is building the 15.5-kilometre long twin railway tunnels between Chatswood and Sydenham and excavating six new metro stations.

Three-month look ahead


Activity (subject to change)	July	August	September
Concrete pours for the station roof	●	●	
Construction of station entry structures	●	●	●
Concrete pours in the station box and cavern for walls, linings, and permanent structures	●	●	●
Removing scaffolding from station box	●	●	●
Removal and delivery of plant and equipment	●	●	●
Demobilising from the site		●	●

Barangaroo site update

The final stages of civil work are well underway at Barangaroo. This includes completing the roof of the station box, lining work in the underground cavern, and constructing permanent structures.

Permanent structures

Underground, the team has almost completed a major structure called the plenum that will house plant and equipment needed to maintain and run the future metro trains.



Close-up of the plenum structure crown and roof

In the station box, work is continuing on the lower floors, where the platforms and rail lines will be located. This includes block work to section off bays and construct rooms that will house plant and equipment.



Plenum structure

In the coming months, some permanent structures will start appearing on the roof of the shark's fin, (the area to the west of the station box). These structures will eventually form the northern entry to Barangaroo Station.

Major activities

Installation of reinforcement steel (reo) has been a major part of the construction activity at the Barangaroo Station site. If all the bars of reo used at the site were laid end-to-end, they would measure approximately 1,890 kilometres – that's equivalent to driving from Sydney to Brisbane and back.



Scaffolding and steel reinforcement dominate at the Barangaroo Station site







Installing scaffolding has been another major activity, which is necessary to facilitate safe construction at the site. As work is completed, scaffolding will be progressively removed from site. Over 4,000 tonnes of scaffolding has been used at Barangaroo. This will be taken away in coming months and reused on other construction projects.

Want to stay up to date?

Register today for community email updates at tunnels@transport.nsw.gov.au.

Contact us

For more information, enquiries or complaints please contact us at:

-  **1800 171 386** 24-hour community information line
-  tunnels@transport.nsw.gov.au
-  sydneymetro.info
-  www.facebook.com/SydneyMetro
-  **Sydney Metro City & Southwest**
PO Box K659, Haymarket NSW 1240
-  If you need an interpreter, call TIS National on **131 450** and ask them to call **1800 171 386**