

# Project update - Sydney Metro Trains Facility expansion

September 2021

Sydney Metro is Australia’s biggest public transport project. Services started in May 2019 in the city’s North West with a train every four minutes in the peak. Metro rail will be extended into the CBD and beyond to Bankstown in 2024. There will be new metro railway stations at Martin Place, Pitt Street and Barangaroo and new metro platforms at Central Station.

In 2024, Sydney will have 31 metro railway stations and a 66km standalone metro railway system. There will be ultimate capacity for a metro train every two minutes in each direction under the Sydney city centre.

Some of our team returned to the **Sydney Metro Trains Facility at Rouse Hill** on 9 August to ensure the safe operation of existing transport infrastructure. In accordance with Public Health Orders, and following the implementation of appropriate Covid-19 safety measures, all work at the trains facility is now continuing.

Safety of the community and workers is Sydney Metro’s top priority. Covid-19 safety measures include the wearing of masks, separation of workforce, QR code log ins, hand sanitising stations, temperature checking, sites working to 50% capacity, records of all people entering and leaving site, vaccination and compliance testing, and a COVID marshal.

## Sydney Metro Trains Facility expansion

Work to expand the facility to accommodate the additional City & Southwest metro trains is due for completion by the end of the year, as previously advised. Construction activities planned for September are outlined below.

Day work	
Project standard working hours are Monday to Sunday, 7am - 6pm	
Location	Detail
Sydney Metro Trains Facility	<ul style="list-style-type: none"> <li>• Work includes:               <ul style="list-style-type: none"> <li>○ upgrade of existing maintenance road inside the maintenance yard</li> <li>○ fit out of the shed including minor structural steel installation so the maintenance road can continue to be used for operations and maintenance purposes</li> <li>○ installing site equipment and a retractable overhead wiring system</li> <li>○ energisation of trackside and operations equipment in the stabling yard</li> <li>○ testing and commissioning of equipment</li> <li>○ installing equipment and pulling cables in the administration building</li> <li>○ installing trackside equipment, signaling, communications systems and new cables</li> <li>○ connecting a low voltage electrical cable from the maintenance road to the train network</li> <li>○ installing heating, ventilation and air conditioning ducts along the maintenance roads</li> <li>○ installing the power supply for the battery locomotives</li> </ul> </li> <li>• Some of this work may be noisy. Equipment to be used includes delivery trucks, elevated work platforms (cherry pickers), small cranes, scissor lifts, welders, telehandlers, lifting machinery and hand power tools</li> <li>• Any large sized deliveries will be done in line with the Transport for NSW approved oversize delivery requirements</li> <li>• Vehicle access will mainly be via Tallawong Road, opposite Themeda Avenue, south of the main entrance</li> </ul>

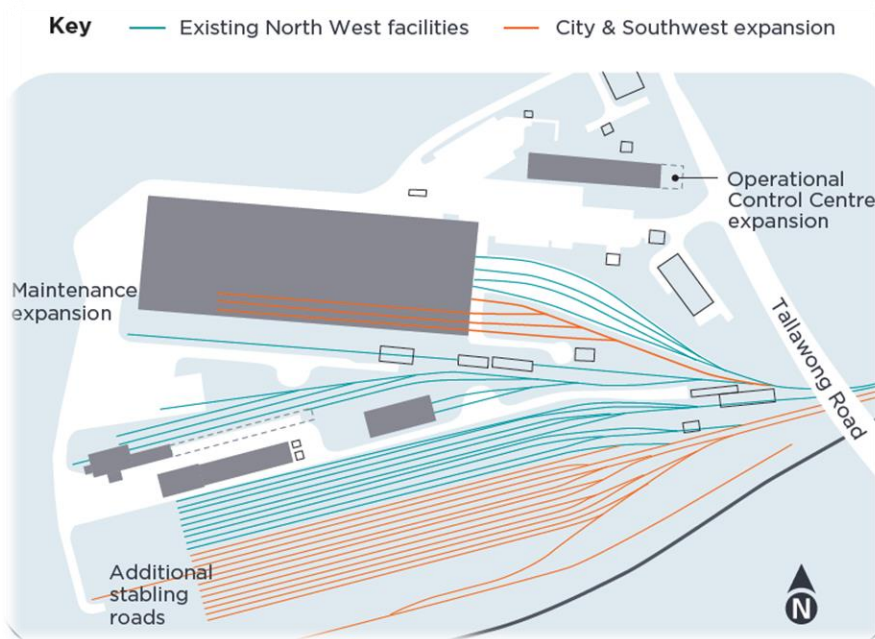
## Out-of-hours work (night)

Due to the nature of some activities and for the safety of workers, some work will occur outside standard construction hours between 6pm - 6am

Date / time	Location	Detail
24/7 during <b>most weekends in September</b>	Sydney Metro Trains Facility	<ul style="list-style-type: none"><li>• Activities will include:<ul style="list-style-type: none"><li>○ energisation, testing and commissioning of overhead wires along the maintenance road</li><li>○ testing and commissioning of safety switches and locks</li></ul></li><li>• Equipment to be used includes elevated work platforms, scissor lifts, cranes, hand tools and power tools and telehandler</li></ul>
24/7 during <b>September</b>	Sydney Metro Trains Facility to Rouse Hill	<ul style="list-style-type: none"><li>• Running trains between the Trains Facility and Rouse Hill to test new equipment</li></ul>

Some work may be noisy and every step will be taken to minimise noise such as switching off equipment when not in use, using noise barriers wherever possible, and non-tonal reversing beepers. Where lights are required, they will be directed away from residences. The site compound will be used mainly during the day, with occasional night access. We will liaise with directly impacted residents as work progresses.





## Work location



## Keeping you informed

Sydney Metro is continuing to undertake work across its projects in accordance with current Government advice, and is implementing physical distancing and travel and hygiene measures to protect employees and members of the community.

As an alternative to face-to-face activities, we encourage you to provide a contact email or phone number so we can add you to our distribution list for updates on this work. To be included on our list or if you have any questions about this work, please contact **1800 171 386** or email [linewidemetro@transport.nsw.gov.au](mailto:linewidemetro@transport.nsw.gov.au)

-  **1800 171 386** Community information line open 24 hours
-  [linewidemetro@transport.nsw.gov.au](mailto:linewidemetro@transport.nsw.gov.au)
-  Sydney Metro City & Southwest, PO Box K659, Haymarket NSW 1240
-  If you need an interpreter, contact TIS National on **131 450** and ask them to call **1800 171 386**