

# Notification – Central Station

22 January 2020

Sydney Metro is Australia's biggest public transport project.

Services started in May 2019 in the city's North West with a train every four minutes in the peak. Metro rail will be extended into the CBD and beyond to Bankstown in 2024.

## Oversize deliveries in Randle Lane, Surry Hills

The construction of the new entrance to Central Station at 20-28 Chalmers Street is continuing. To continue piling work, large construction equipment will be delivered or removed via Randle Street to Randle Lane.

- A changeover of the crane will occur **between Wednesday 29 January and Friday 31 January 2020** (between 4am and 5am).
- The removal of the piling rig will occur **between Wednesday 5 February and Friday 7 February 2020** (between 4am and 5am).

Due to their size, this delivery and removal will be required outside of standard construction hours to limit disruption to traffic and to comply with oversize delivery requirements. [See map overleaf.](#)

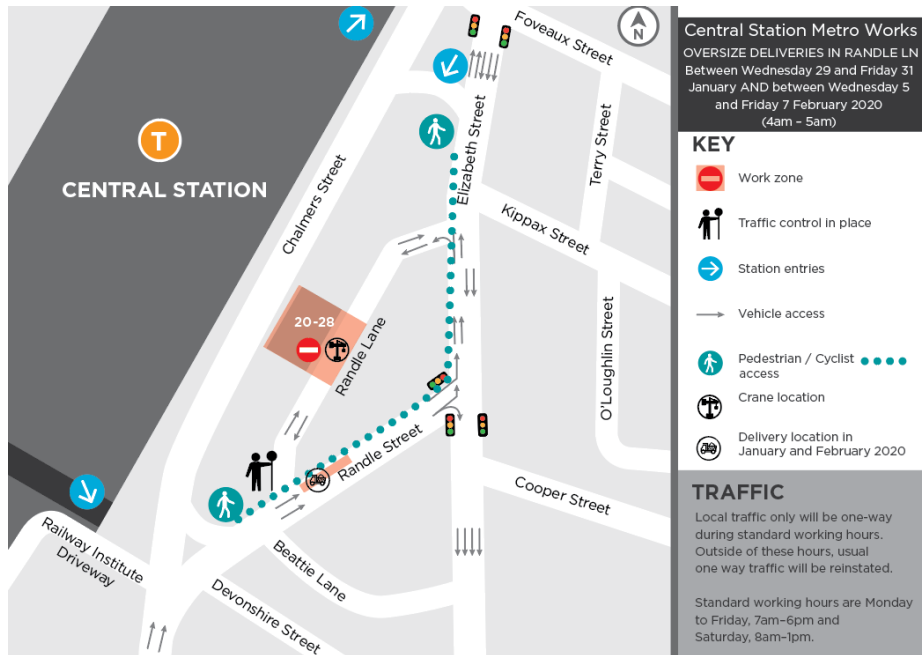
### What to expect

- Traffic control will be located at both entrances to Randle Lane to safely guide local traffic, pedestrians and other road users around the work.
- During oversize deliveries, access to Randle Street from Randle Lane may be delayed. A lane closure on Randle Street and use of the delivery bay will be required to deliver and remove large equipment.

***Thank you for your cooperation while we complete this essential work.***








To register for project updates, please visit [sydnymetro.info](http://sydnymetro.info), or email us.

## Work area – Surry Hills



**Central Station Metro Works**  
**OVERSIZE DELIVERIES IN RANDLE LN**  
 Between Wednesday 29 and Friday 31  
 January AND between Wednesday 5  
 and Friday 7 February 2020  
 (4am - 5am)

### KEY

-  Work zone
-  Traffic control in place
-  Station entries
-  Vehicle access
-  Pedestrian / Cyclist access
-  Crane location
-  Delivery location in January and February 2020





### TRAFFIC

Local traffic only will be one-way during standard working hours. Outside of these hours, usual one way traffic will be reinstated.

Standard working hours are Monday to Friday, 7am-6pm and Saturday, 8am-1pm.

SMCSWCSM-LOR-SMC-CL-COM-000061

### Contact us

-  1800 171 386 Community information line open 24 hours
-  [CentralStationMetro@transport.nsw.gov.au](mailto:CentralStationMetro@transport.nsw.gov.au)
-  Sydney Metro City & Southwest, PO Box K659, Haymarket NSW 1240
-  If you need an interpreter, contact TIS National on 131 450 and ask them to call 1800 171 386

[sydneymetro.info](http://sydneymetro.info)

